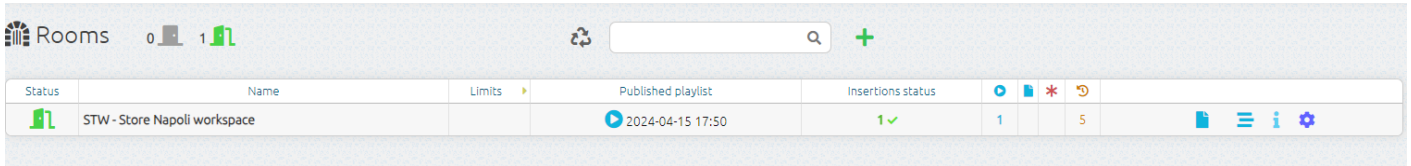


Rooms

- [Introduction](#)
- [Room creation](#)
- [Gestione playlist](#)

Introduction

Rooms are used to share a portion of the playlist to a "guest" user.



The screenshot shows a web interface for managing 'Rooms'. At the top, there is a header with the title 'Rooms', a search bar, and a plus sign. Below the header is a table with the following columns: Status, Name, Limits, Published playlist, and Insertions status. The table contains one row with the following data: Status (green checkmark), Name (STW - Store Napoli workspace), Limits (empty), Published playlist (2024-04-15 17:50), and Insertions status (1 green checkmark). To the right of the table, there are several icons: a blue circle, a blue square, a red asterisk, and a red circle with a white 'S'. At the bottom right of the table, there are four icons: a blue document, a blue list, a blue information 'i', and a blue gear.

Status	Name	Limits	Published playlist	Insertions status
	STW - Store Napoli workspace		2024-04-15 17:50	1

Typical case:

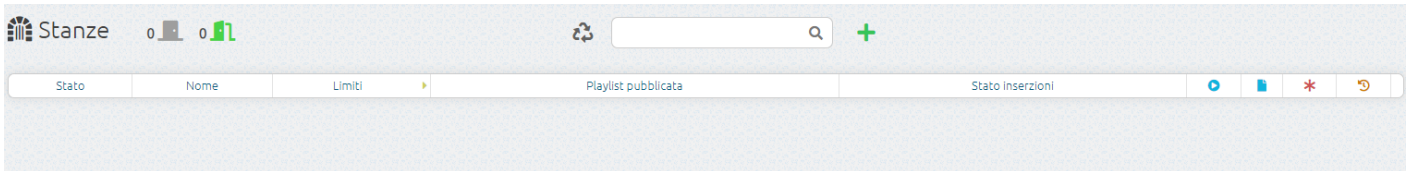
An LED display in a store located in another town is managed by the headquarters. However, the store manager needs to manage a portion of the overall playlist to insert special promotions that apply only to that specific store.

This is where the **Room** function comes into play: it creates a virtual, restricted space in which the store manager can manage only the assigned portion of the playlist.

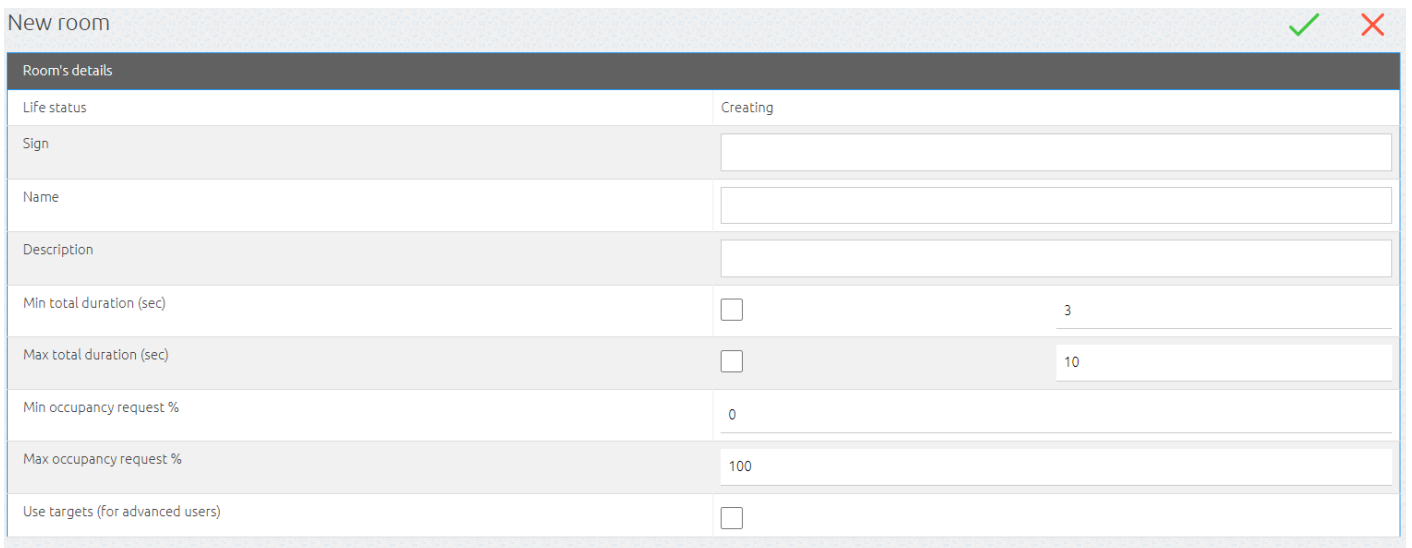
Headquarters can also apply a number of restrictions to the Room to limit or control its use.

Room creation

To create a new Room click the "+" button.



Set an abbreviation, a name, and, if needed, a description.

A screenshot of the "New room" form in the Stanze application. The form has a title bar with a green checkmark and a red X icon. The form is titled "Room's details" and contains the following fields:

Life status	Creating
Sign	<input type="text"/>
Name	<input type="text"/>
Description	<input type="text"/>
Min total duration (sec)	<input type="checkbox"/> 3
Max total duration (sec)	<input type="checkbox"/> 10
Min occupancy request %	0
Max occupancy request %	100
Use targets (for advanced users)	<input type="checkbox"/>

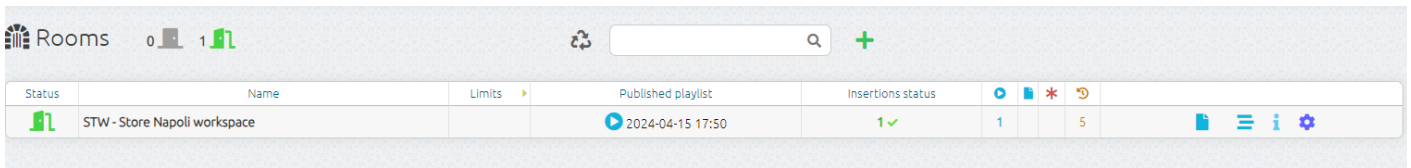
It is possible to set limits for the Room, such as:

- minimum and maximum duration of its playlist
- minimum and maximum required percentage of playback time


Gestione playlist

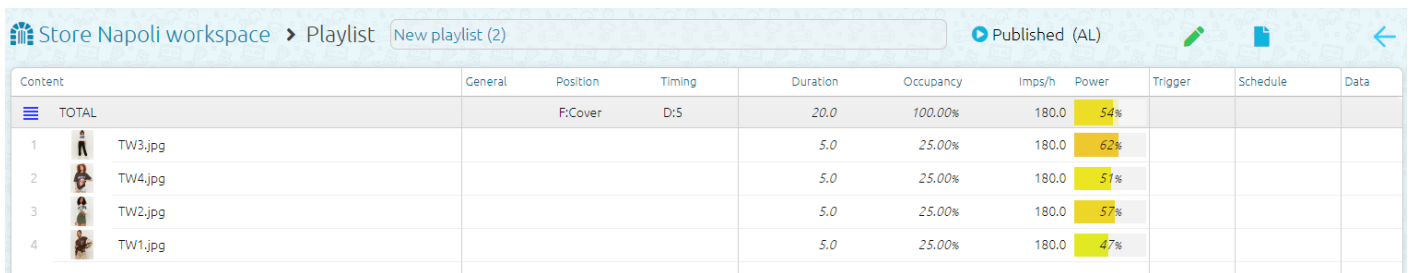
The generated Rooms will be displayed in the **Rooms** menu, showing:

- the status of the Room (open or closed)
- its name
- the applied limits
- the date of the last publication
- the publication status: published, publishing, or unpublished




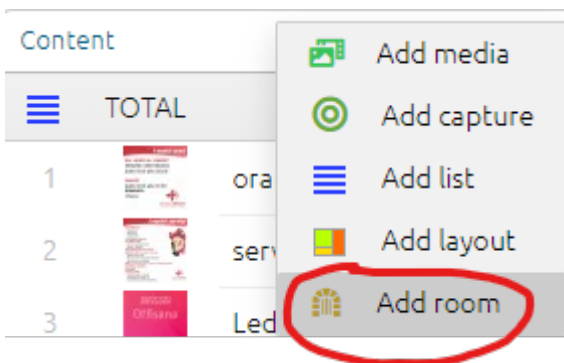
Status	Name	Limits	Published playlist	Insertions status				
	STW - Store Napoli workspace		2024-04-15 17:50	1 ✓	1		5	

By clicking on the **Published Playlist** column  the guest user can access and populate their playlist.
















Content	General	Position	Timing	Duration	Occupancy	Imps/h	Power	Trigger	Schedule	Data
TOTAL		F:Cover	D:5	20.0	100.00%	180.0	54%			
1 TW3.jpg				5.0	25.00%	180.0	62%			
2 TW4.jpg				5.0	25.00%	180.0	51%			
3 TW2.jpg				5.0	25.00%	180.0	57%			
4 TW1.jpg				5.0	25.00%	180.0	47%			

To insert the new Room into the destination playlist, click the **“Add Room”** button .



As you can see in the image below, the Room playlist is automatically inserted into the station playlist.

Content	General	Position	Timing	Duration	Occupancy	Imps/h	Power	Perf	Trigger	Schedule	Data
☰ TOTAL		F:Cover	D:5	486.8	100.00%	7.4	21%	58%			
1  Torre Mestre.mp4				60.0	12.33%	7.4	23%	31%			
2  timelapse navigli.mp4				60.0	12.33%	7.4	10%	30%			
3  Stadio Trieste.mp4				57.0	11.71%	7.4	21%	31%			
4  Pristina Mall by macropix.mp4				105.0	21.57%	7.4	26%	31%			
5  Macropix creativity.mp4				68.2	14.02%	7.4	18%	30%			
6  Genova Skyline.mp4				46.8	9.61%	7.4	26%	33%			
7  Floating In Space.mp4				69.8	14.33%	7.4	11%	58%			
*  Store Napoli workspace				20.0	4.11%	7.4	54%	10%			
☆ -  Total		F:Cover	D:5	20.0	4.11%	7.4	54%	10%			
☆ 8  TW3.jpg				5.0	1.03%	7.4	62%	10%			
☆ 9  TW4.jpg				5.0	1.03%	7.4	51%	10%			
☆ 10  TW2.jpg				5.0	1.03%	7.4	57%	10%			
☆ 11  TW1.jpg				5.0	1.03%	7.4	47%	10%			
☆											

From now on, each time the Room is published, the station's playlist will be automatically updated.